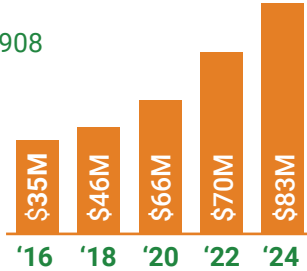


Total Assets

\$83,384,601

Assets by Class

Cash: \$735,855
Fund Investments (Market Value): \$82,047,823
CGA's: \$285,822
Cash Value Life Insurance: \$18,908
Other/Fixed Assets: \$296,192



Increase in Net Assets

\$5,224,360

Total Direct Grants

\$5,559,327

Grant Distribution by Interest Area

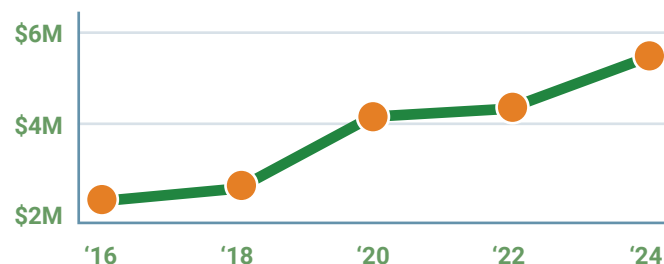
Health & Social Services: 50%
Education & Lifelong Learning: 23%
Culture, Community and the Arts: 18%
Environmental Conservation & Awareness: 9%



Details available at centrefoundation.org

Grants & Scholarships 2016-2024

2016: \$2,401,408 2020: \$4,175,485 2024: \$5,559,326
2018: \$2,743,977 2022: \$4,551,214



Estates, Contributions & Other Income

\$5,352,452

Gifts & Bequests

Contributions: \$4,557,915
Estate Gifts: \$761,834
Other Income: \$32,703

Total Expenses

\$7,237,405

Functional Expenses

Program: \$6,412,819 (88.6%)
Admin: \$443,778 (6.1%)
Fundraising: \$380,808 (5.3%)

Cost to Raise \$1

\$0.07

Net Investment Performance

\$6,948,867

Spending Policy %

4.50%

Overall Admin Fee

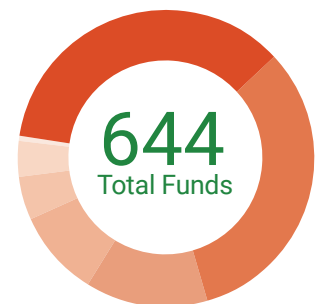
1.33%

Investment Return %

1 Yr: 10.0% | 3 Yr: 2.7% | 5 Yr: 7.8% | 10 Yr: 7.4%

Funds by Type

Designated230
Scholarships & Awards210
Organization Endowments ...85
Donor Advised60
Discretionary32
Field of Interest.....24
CGA.....3



Program Grants Lifetime Totals

Giving Circle ('07-'24): \$237,909
Centre PACT ('17-'24): \$50,964
Centre Gives ('12-'24): \$19,703,144

Scholarship Totals

Distribution: \$473,497
Recipients: 224
School Districts: 20
Colleges, Universities: 50+