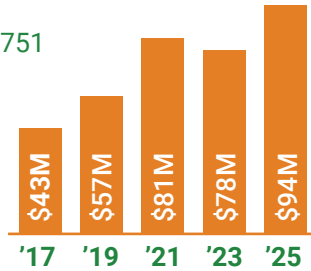


Total Assets

\$93,662,632

Assets by Class

Cash: \$359,236
 Fund Investments (Market Value): \$92,682,171
 CGA's: \$315,968
 Cash Value Life Insurance: \$19,751
 Other/Fixed Assets: \$285,506



Increase in Net Assets

\$10,278,725

Total Direct Grants (Details available at centrefoundation.org)

\$5,583,705

Grant Distribution by Interest Area

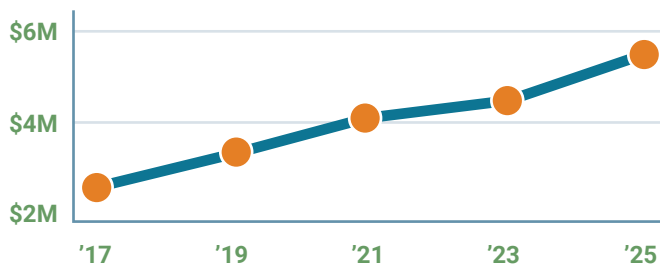
- Health & Social Services: 51%
- Education & Lifelong Learning: 27%
- Culture, Community and the Arts: 12%
- Environmental Conservation & Awareness: 10%



* Preliminary Unaudited Results (Final Audit and 990 available at centrefoundation.org)

Grants & Scholarships 2017-2025

2017: \$2,786,187 2021: \$4,041,574 2025: \$5,583,705
 2019: \$3,350,213 2023: \$4,378,774



Estates, Contributions & Other Income

\$4,731,001

Gifts & Bequests

- Contributions: \$4,316,160
- Estate Gifts: \$382,602
- Other Income: \$32,240

Total Expenses

\$7,541,843

Functional Expenses

- Program: \$6,599,068 (87.5%)
- Admin: \$505,785 (6.7%)
- Fundraising: \$436,990 (5.8%)

Cost to Raise \$1

\$0.09

Net Investment Performance

\$12,917,316

Spending Policy %

4.5%

Overall Admin Fee

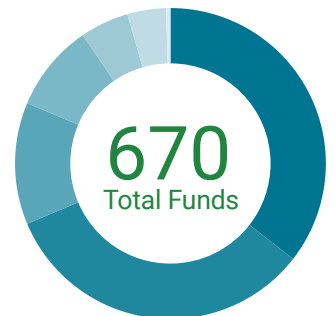
1.34%

Investment Return %

1 Yr: 15.4% | 3 Yr: 12.7% | 5 Yr: 7.7% | 10 Yr: 9.1%

Funds by Type

- Designated238
- Scholarships & Awards222
- Organization Endowments ...85
- Donor Advised61
- Discretionary34
- Field of Interest.....27
- CGA.....3



Program Grants Lifetime Totals

- Giving Circle ('07-'25): \$265,409
- Centre PACT ('17-'25): \$64,279
- Centre Gives ('12-'25): \$22,540,722

Scholarship Totals

- Distribution: \$478,820
- Recipients: 235
- School Districts: 20
- Colleges, Universities: 50+

Centre Foundation fosters a culture of giving, supports and empowers nonprofits, and sparks positive community change.